

FAR!

OFFICE OF THE AUDITOR

T E S D A

RECEIVED BY: Phay
DATE: 8/14/21
TIME: 11:32 am

STATEMENT OF APPROPRIATIONS, ALLOTMENTS, OBLIGATIONS, DISBURSEMENTS AND BALANCES
As at the Quarter Ending June 30, 2021

FAR No. 1

Department : Department of Trade and Industry (DTI)
Agency/Entity : Technical Education and Skills Development Authority
Operating Unit : Central Office
Organization Code (UACS) : 22 009 0100000
Fund Cluster : 01 Regular Agency Fund
(e.g. UACS Fund Cluster: 01-Regular Agency Fund, 02-Foreign Assisted Projects Fund, 03-Special Account-Locally Funded/Domestic Grants Fund, and 04-Special Account-Foreign Assisted/Foreign Grants Fund)

Current Year Appropriations
Supplemental Appropriations
Continuing Appropriations

Main financial table with columns: Particulars, UACS CODE, Appropriations, Allotments, Current Year Obligations, Current Year Disbursements, Balances. Includes sub-totals for General Administration and Support, and Technical Education and Skills Development Policy Program.

This report was generated using the Unified Reporting System on 29/07/2021 11:57 version FAR1.2.5 ; Status : PENDING

Department : Department of Trade and Industry (DTI)
Agency/Entity : Technical Education and Skills Development Authority
Operating Unit : Central Office
Organization Code (UACS) : 22 009 0100000
Fund Cluster : 01 Regular Agency Fund
(e.g. UACS Fund Cluster: 01-Regular Agency Fund, 02-Foreign Assisted Projects Fund, 03-Special Account-Locally Funded/Domestic Grants Fund, and 04-Special Account-Foreign Assisted/Foreign Grants Fund)

X Current Year Appropriations
Supplemental Appropriations
Continuing Appropriations

Continuation of the financial table with columns: Particulars, UACS CODE, Appropriations, Allotments, Current Year Obligations, Current Year Disbursements, Balances. Includes sub-totals for Technical Education and Skills Development Policy Program.


Particulars	UACS CODE	Appropriations			Allotments				Current Year Obligations					Current Year Disbursements					Balances																				
		Authorized Appropriations	Adjustments(Transfers To/From, Modifications/Augmentations)	Adjusted Appropriations	Allotments Received	Adjustments(Reductions, Modifications/Augmentations)	Transfer To	Transfer From	Adjusted Total Allotments	1st Quarter Ending March 31	2nd Quarter Ending June 30	3rd Quarter Ending Sept. 30	4th Quarter Ending Dec. 31	TOTAL	1st Quarter Ending March 31	2nd Quarter Ending June 30	3rd Quarter Ending Sept. 30	4th Quarter Ending Dec. 31	TOTAL	Unreleased Appro	Unobligated Allotments	Unpaid Obligations(15-20)=(23+24)																	
																																						Due and Demandable	Not Yet Due and Demandable

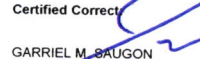
Department : Department of Trade and Industry (DTI)
 Agency/Entity : Technical Education and Skills Development Authority
 Operating Unit : Central Office
 Organization Code (UACS) : 22 009 0100000
 Fund Cluster : 01 Regular Agency Fund


Current Year Appropriations
 Supplemental Appropriations
 Continuing Appropriations


(e.g. UACS Fund Cluster: 01-Regular Agency Fund, 02-Foreign Assisted Projects Fund, 03-Special Account-Locally Funded/Domestic Grants Fund, and 04-Special Account-Foreign Assisted/Foreign Grants Fund)

Particulars	UACS CODE	Appropriations			Allotments				Current Year Obligations					Current Year Disbursements					Balances				
		Authorized Appropriations	Adjustments(Transfers To/From, Modifications/Augmentations)	Adjusted Appropriations	Allotments Received	Adjustments(Reductions, Modifications/Augmentations)	Transfer To	Transfer From	Adjusted Total Allotments	1st Quarter Ending March 31	2nd Quarter Ending June 30	3rd Quarter Ending Sept. 30	4th Quarter Ending Dec. 31	TOTAL	1st Quarter Ending March 31	2nd Quarter Ending June 30	3rd Quarter Ending Sept. 30	4th Quarter Ending Dec. 31	TOTAL	Unreleased Appro	Unobligated Allotments	Unpaid Obligations(15-20)=(23+24)	
1	2	3	4	5=(3+4)	6	7	8	9	10=[(6+(-)7)-8+9]	11	12	13	14	15=[(11+12+13+14)]	16	17	18	19	20=[(16+17+18+19)]	21	22	23	24
CO		783,851,000.00	0.00	783,851,000.00	783,851,000.00	0.00	0.00	0.00	783,851,000.00	206,158.00	3,325,390.00	0.00	0.00	3,531,548.00	0.00	0.00	0.00	0.00	0.00	0.00	780,319,452.00	0.00	3,531,548.00
Recapitulation by OO:																							
Agency Specific Budget		10,082,538,000.00	(3,758,559,962.88)	6,323,978,037.12	10,082,538,000.00	0.00	(3,758,559,962.88)	0.00	6,323,978,037.12	55,331,854.05	164,977,276.94	0.00	0.00	220,309,130.99	36,346,560.10	62,367,715.08	0.00	0.00	98,714,275.18	0.00	6,103,668,906.13	0.00	121,594,855.81
TECHNICAL EDUCATION AND SKILLS DEVELOPMENT POLICY PROGRAM		52,298,000.00	(2,769,384.90)	49,528,615.10	52,298,000.00	0.00	(2,769,384.90)	0.00	49,528,615.10	8,970,752.09	10,667,604.80	0.00	0.00	19,638,356.89	6,978,926.86	9,128,021.38	0.00	0.00	16,106,948.24	0.00	29,890,258.21	0.00	3,531,408.65
TECHNICAL EDUCATION AND SKILLS DEVELOPMENT REGULATORY PROGRAM		82,026,000.00	(34,700.00)	81,991,300.00	82,026,000.00	0.00	(34,700.00)	0.00	81,991,300.00	13,577,733.27	15,089,832.29	0.00	0.00	28,667,565.56	10,681,152.40	13,288,310.38	0.00	0.00	23,969,462.78	0.00	53,323,734.44	0.00	4,698,102.78
TECHNICAL EDUCATION AND SKILLS DEVELOPMENT PROGRAM		9,948,214,000.00	(3,755,755,877.98)	6,192,458,122.02	9,948,214,000.00	0.00	(3,755,755,877.98)	0.00	6,192,458,122.02	32,783,368.69	139,219,839.85	0.00	0.00	172,003,208.54	18,686,480.84	39,951,383.32	0.00	0.00	58,637,894.14	0.00	6,020,454,913.48	0.00	113,365,344.38

Certified Correct:

 SHARON S. JESTICOY
 CHIEF, BUDGET DIVISION
 Date: _____

Certified Correct:

 GARRIEL M. SAUGON
 OIC, ACCOUNTING DIVISION
 Date: _____

Recommending Approval:

 MA. MAGDALEÑA P. BUTAD
 DIRECTOR IV-FMS
 Date: _____

Approved By:

 SEC. ISIDRO S. LAPENA, PH.D., CSEE
 DIRECTOR GENERAL
 Date: _____

FAR1 CA

RECEIVED BY: DATE: TIME: 8/9/21 1:10 PM

STATEMENT OF APPROPRIATIONS, ALLOTMENTS, OBLIGATIONS, DISBURSEMENTS AND BALANCES As at the Quarter Ending June 30, 2021

Department: Department of Trade and Industry (DTI) Agency: Technical Education and Skills Development Authority Operating Unit: Central Office Organization Code (UACS): 22 009 0100000 Fund Cluster: 01 Regular Agency Fund

Table with 2 columns: Current Year Appropriations, Supplemental Appropriations, Continuing Appropriations. X is marked under Continuing Appropriations.

(e.g. UACS Fund Cluster: 01-Regular Agency Fund, 02-Foreign Assisted Projects Fund, 03-Special Account-Locally Funded/Domestic Grants Fund, and 04-Special Account-Foreign Assisted/Foreign Grants Fund)

Main data table with columns: Particulars, UACS CODE, Appropriations, Allotments, Current Year Obligations, Current Year Disbursements, Balances. Includes rows for various departments and programs.

This report was generated using the Unified Reporting System on 05/08/2021 05:08 version.FAR1.1.1 ; Status : PENDING

Department: Department of Trade and Industry (DTI) Agency: Technical Education and Skills Development Authority Operating Unit: Central Office Organization Code (UACS): 22 009 0100000 Fund Cluster: 01 Regular Agency Fund

Table with 2 columns: Current Year Appropriations, Supplemental Appropriations, Continuing Appropriations. X is marked under Continuing Appropriations.

(e.g. UACS Fund Cluster: 01-Regular Agency Fund, 02-Foreign Assisted Projects Fund, 03-Special Account-Locally Funded/Domestic Grants Fund, and 04-Special Account-Foreign Assisted/Foreign Grants Fund)

Main data table with columns: Particulars, UACS CODE, Appropriations, Allotments, Current Year Obligations, Current Year Disbursements, Balances. Includes rows for Formulation of Technical Education and Skills Development Policies, Plans and Programs.

PS		882,594.81	0.00	882,594.81	882,594.81	0.00	(156,815.55)	0.00	725,779.26	643,226.06	82,553.20	0.00	0.00	725,779.26	578,627.53	64,598.53	0.00	0.00	643,226.06	156,815.55	0.00	0.00	82,553.20	
MOOE		533,570,103.72	0.00	533,570,103.72	533,570,103.72	0.00	(436,515,315.83)	0.00	97,054,787.89	1,895,962.38	105,012,140.46	0.00	0.00	106,908,102.84	634,476.19	677,092.08	0.00	0.00	1,311,568.27	436,515,315.83	(9,853,314.95)	0.00	105,596,534.57	
CO		168,000,000.00	0.00	168,000,000.00	168,000,000.00	0.00	0.00	0.00	168,000,000.00	0.00	167,955,702.80	0.00	0.00	167,955,702.80	0.00	0.00	0.00	0.00	0.00	0.00	44,297.20	0.00	167,955,702.80	
Promotion, Development, Implementation, Monitoring, and Evaluation of Technical Education and Skills Development Scholarship and Student Assistance Programs		310300100002000		674,157,768.52	674,157,768.52	674,157,768.52	0.00	(662,650,641.65)	0.00	11,507,126.87	8,541,748.80	2,116,700.00	0.00	0.00	10,658,448.80	0.00	0.00	0.00	0.00	0.00	662,650,641.65	848,678.07	0.00	10,658,448.80
MOOE		674,157,768.52	0.00	674,157,768.52	674,157,768.52	0.00	(662,650,641.65)	0.00	11,507,126.87	8,541,748.80	2,116,700.00	0.00	0.00	10,658,448.80	0.00	0.00	0.00	0.00	0.00	0.00	662,650,641.65	848,678.07	0.00	10,658,448.80
Sub-Total, Operations		1,379,577,609.94	0.00	1,379,577,609.94	1,379,577,609.94	0.00	(1,099,322,773.03)	0.00	280,254,836.91	11,219,812.24	277,995,364.35	0.00	0.00	289,215,176.59	1,351,978.72	741,690.61	0.00	0.00	2,093,669.33	1,099,322,773.03	(8,960,339.68)	0.00	287,121,507.26	
PS		882,594.81	0.00	882,594.81	882,594.81	0.00	(156,815.55)	0.00	725,779.26	643,226.06	82,553.20	0.00	0.00	725,779.26	578,627.53	64,598.53	0.00	0.00	643,226.06	156,815.55	0.00	0.00	82,553.20	
MOOE		1,210,695,015.13	0.00	1,210,695,015.13	1,210,695,015.13	0.00	(1,099,165,957.48)	0.00	111,529,057.65	10,576,586.18	109,957,108.35	0.00	0.00	120,533,694.53	773,351.19	677,092.08	0.00	0.00	1,450,443.27	1,099,165,957.48	(9,004,636.88)	0.00	119,083,251.26	
FinEx (if Applicable)		0.00	0.00	0.00	0.00	0.00	0.00	0.00	0.00	0.00	0.00	0.00	0.00	0.00	0.00	0.00	0.00	0.00	0.00	0.00	0.00	0.00	0.00	
CO		168,000,000.00	0.00	168,000,000.00	168,000,000.00	0.00	0.00	0.00	168,000,000.00	0.00	167,955,702.80	0.00	0.00	167,955,702.80	0.00	0.00	0.00	0.00	0.00	0.00	44,297.20	0.00	167,955,702.80	
II. Special Purpose Fund		30000000000000000000000000		210,462,500.15	210,462,500.15	210,462,500.15	0.00	(192,302,671.00)	0.00	18,159,829.15	3,992,227.00	2,993,878.80	0.00	0.00	6,986,105.80	0.00	0.00	0.00	0.00	0.00	192,302,671.00	11,173,723.35	0.00	6,986,105.80
Operations		210,462,500.15	0.00	210,462,500.15	210,462,500.15	0.00	(192,302,671.00)	0.00	18,159,829.15	3,992,227.00	2,993,878.80	0.00	0.00	6,986,105.80	0.00	0.00	0.00	0.00	0.00	0.00	192,302,671.00	11,173,723.35	0.00	6,986,105.80
OO : Employability increased and/or enhanced		30000000000000000000000000		210,462,500.15	210,462,500.15	210,462,500.15	0.00	(192,302,671.00)	0.00	18,159,829.15	3,992,227.00	2,993,878.80	0.00	0.00	6,986,105.80	0.00	0.00	0.00	0.00	0.00	192,302,671.00	11,173,723.35	0.00	6,986,105.80
TECHNICAL EDUCATION AND SKILLS DEVELOPMENT PROGRAM		310300100002000		210,462,500.15	210,462,500.15	210,462,500.15	0.00	(192,302,671.00)	0.00	18,159,829.15	3,992,227.00	2,993,878.80	0.00	0.00	6,986,105.80	0.00	0.00	0.00	0.00	0.00	192,302,671.00	11,173,723.35	0.00	6,986,105.80
Promotion, Development, Implementation, Monitoring, and Evaluation of Technical Education and Skills Development Scholarship and Student Assistance Programs		310300100002000		210,462,500.15	210,462,500.15	210,462,500.15	0.00	(192,302,671.00)	0.00	18,159,829.15	3,992,227.00	2,993,878.80	0.00	0.00	6,986,105.80	0.00	0.00	0.00	0.00	0.00	192,302,671.00	11,173,723.35	0.00	6,986,105.80
MOOE		210,462,500.15	0.00	210,462,500.15	210,462,500.15	0.00	(192,302,671.00)	0.00	18,159,829.15	3,992,227.00	2,993,878.80	0.00	0.00	6,986,105.80	0.00	0.00	0.00	0.00	0.00	0.00	192,302,671.00	11,173,723.35	0.00	6,986,105.80
Sub-Total, Operations		210,462,500.15	0.00	210,462,500.15	210,462,500.15	0.00	(192,302,671.00)	0.00	18,159,829.15	3,992,227.00	2,993,878.80	0.00	0.00	6,986,105.80	0.00	0.00	0.00	0.00	0.00	0.00	192,302,671.00	11,173,723.35	0.00	6,986,105.80
PS		0.00	0.00	0.00	0.00	0.00	0.00	0.00	0.00	0.00	0.00	0.00	0.00	0.00	0.00	0.00	0.00	0.00	0.00	0.00	0.00	0.00	0.00	0.00
MOOE		210,462,500.15	0.00	210,462,500.15	210,462,500.15	0.00	(192,302,671.00)	0.00	18,159,829.15	3,992,227.00	2,993,878.80	0.00	0.00	6,986,105.80	0.00	0.00	0.00	0.00	0.00	0.00	192,302,671.00	11,173,723.35	0.00	6,986,105.80
FinEx (if Applicable)		0.00	0.00	0.00	0.00	0.00	0.00	0.00	0.00	0.00	0.00	0.00	0.00	0.00	0.00	0.00	0.00	0.00	0.00	0.00	0.00	0.00	0.00	0.00
CO		0.00	0.00	0.00	0.00	0.00	0.00	0.00	0.00	0.00	0.00	0.00	0.00	0.00	0.00	0.00	0.00	0.00	0.00	0.00	0.00	0.00	0.00	0.00

This report was generated using the Unified Reporting System on 05/08/2021 05:08 version.FAR1.1.1 ; Status : PENDING

Department: Department of Trade and Industry (DTI)
 Agency: Technical Education and Skills Development Authority
 Operating Unit: Central Office
 Organization Code (UACS) : 22 009 0100000
 Fund Cluster: 01 Regular Agency Fund

	Current Year Appropriations
	Supplemental Appropriations
X	Continuing Appropriations

(e.g. UACS Fund Cluster: 01-Regular Agency Fund, 02-Foreign Assisted Projects Fund, 03-Special Account-Locally Funded/Domestic Grants Fund, and 04-Special Account-Foreign Assisted/Foreign Grants Fund)

Particulars	UACS CODE	Appropriations			Allotments			Current Year Obligations				Current Year Disbursements				Balances								
		Authorized Appropriations	Adjustments (Transfer To/From, Realignment)	Adjusted Appropriations	Allotments Received	Adjustments (Withdrawal, Realignment)	Transfer To	Transfer From	Adjusted Total Allotments	1st Quarter Ending March 31	2nd Quarter Ending June 30	3rd Quarter Ending Sept 30	4th Quarter Ending Dec. 31	TOTAL	1st Quarter Ending March 31	2nd Quarter Ending June 30	3rd Quarter Ending Sept. 30	4th Quarter Ending Dec. 31	TOTAL	Unreleased Appro	Unobligated Allotments	Unpaid Obligations		
		3	4	5=(3+4)	6	7	8	9	10=[(6+(-)7)-8+9]	11	12	13	14	15=(11+12+13+14)	16	17	18	19	20=(16+17+18+19)	21=(5-10)	22=(10-15)	23	24	
III. Unobligated Allotment Balances pursuant to RA Nos. 11519 and 11520		0.00	0.00	0.00	0.00	0.00	0.00	0.00	0.00	0.00	0.00	0.00	0.00	0.00	0.00	0.00	0.00	0.00	0.00	0.00	0.00	0.00	0.00	0.00
CO		0.00	0.00	0.00	0.00	0.00	0.00	0.00	0.00	0.00	0.00	0.00	0.00	0.00	0.00	0.00	0.00	0.00	0.00	0.00	0.00	0.00	0.00	0.00
GRAND TOTAL		1,674,313,419.70	0.00	1,674,313,419.70	1,674,313,419.70	2,565,409.00	(1,296,109,317.93)	0.00	380,769,510.77	17,530,656.51	390,896,751.28	0.00	0.00	378,427,407.79	1,884,366.79	781,360.61	0.00	0.00	2,865,727.40	1,293,543,908.93	2,342,102.98	0.00	375,761,680.39	
PS		5,311,985.82	0.00	5,311,985.82	5,311,985.82	2,565,409.00	(4,640,689.45)	0.00	3,236,705.37	2,635,366.69	574,371.39	0.00	0.00	3,209,738.08	1,111,015.60	64,598.53	0.00	0.00	1,175,614.13	2,076,280.45	26,967.29	0.00	2,034,123.95	
MOOE		1,432,895,674.28	0.00	1,432,895,674.28	1,432,895,674.28	0.00	(1,291,468,628.48)	0.00	141,427,045.80	14,685,289.82	124,554,087.15	0.00	0.00	139,239,376.97	773,351.19	716,762.08	0.00	0.00	1,490,113.27	1,291,468,628.48	2,187,668.83	0.00	137,749,263.70	
FinEx (if Applicable)		0.00	0.00	0.00	0.00	0.00	0.00	0.00	0.00	0.00	0.00	0.00	0.00	0.00	0.00	0.00	0.00	0.00	0.00	0.00	0.00	0.00	0.00	0.00
CO		236,105,759.60	0.00	236,105,759.60	236,105,759.60	0.00	0.00	0.00	236,105,759.60	210,000.00	235,768,292.74	0.00	0.00	235,978,292.74	0.00	0.00	0.00	0.00	0.00	0.00	127,466.86	0.00	235,978,292.74	

Certified Correct:
 SHARON S. ESTIGUY
 CHIEF, BUDGET DIVISION
 Date:

Certified Correct:
 GARRIEL M. SAUGON
 OIC, ACCOUNTING DIVISION
 Date:

Recommending Approval:
 MA. MAGDALENA P. BUTAD
 DIRECTOR IV - FMS
 Date:

Approved By:
 SEC. ISIDRO S. LAPENA, Ph.D., CSEE
 DIRECTOR GENERAL
 Date: